



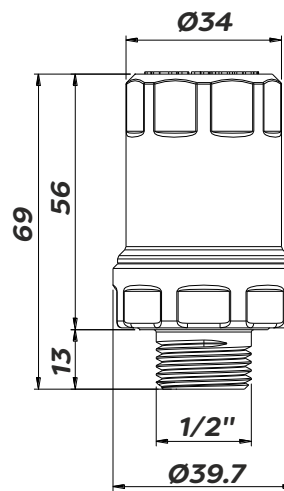
Product

SA30720400 - Spring Loaded Shock Arrestor

Technical Specification

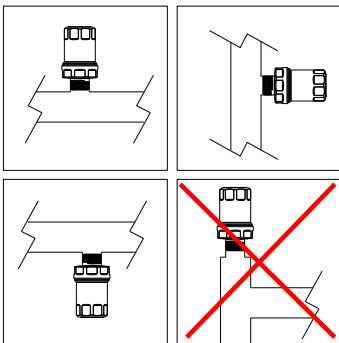
Max Inlet Pressure	10 Bar
Min Inlet Pressure	0.5 Bar
Max Inlet Temperature	90°C
Start of active intervention	3 Bar

Drawing

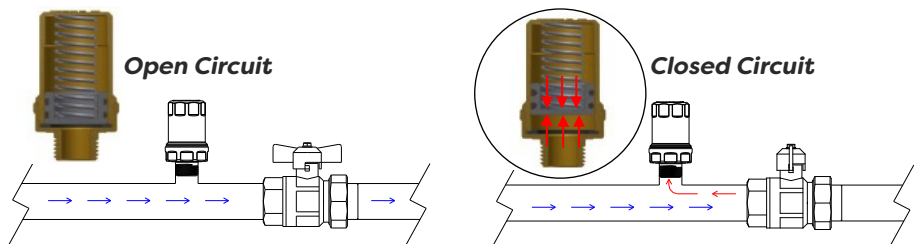


*Dimensions in mm unless stated

The spring loaded shock arrestor can be mounted vertically, horizontally and upside down. Avoid installing in areas of the system where the formation of stagnant water is likely (dead zones).



Typical installations



Additional Information

Brass Body Construction

Can be mounted in any orientation

Preserves system components

Absorbs sudden system over pressures

Helps to prevent vibrations and noise

No maintenance required

